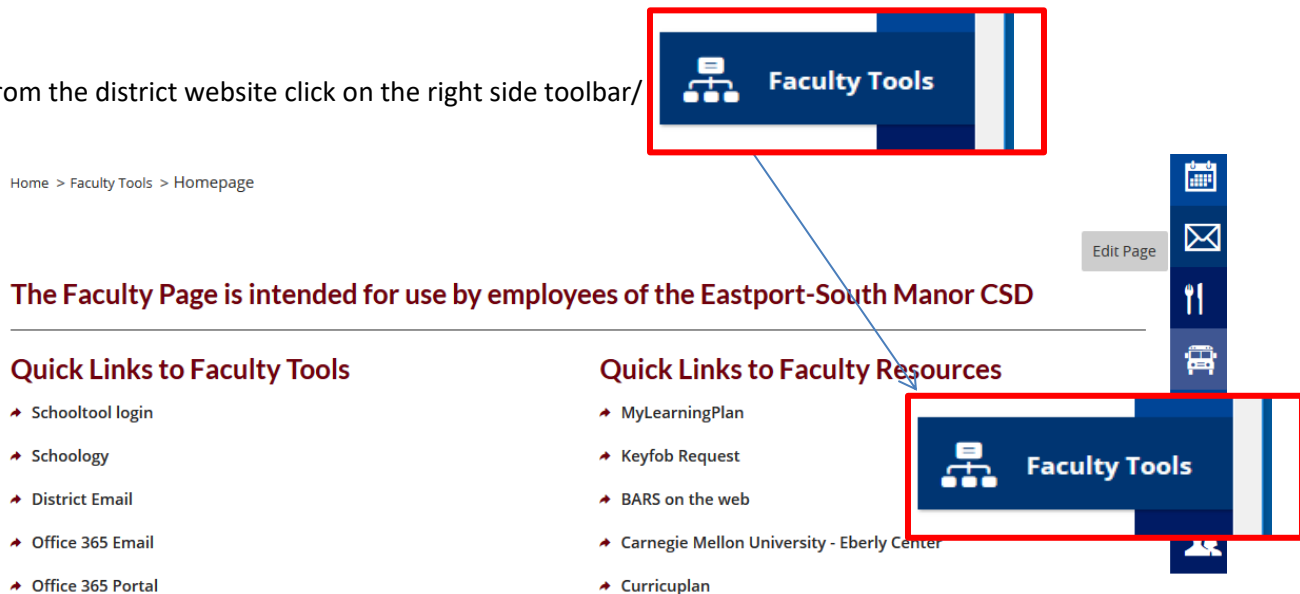


# Professional Growth

Formerly MLP PDMS and MLP OASYS

You should have received an email with your username and password to My Learning Plan (MLP). If you haven't received the email please contact Francine Prosa at [prosaf@esmonline.org](mailto:prosaf@esmonline.org).

1. From the district website click on the right side toolbar/



Home > Faculty Tools > Homepage

**The Faculty Page is intended for use by employees of the Eastport-South Manor CSD**

---

**Quick Links to Faculty Tools**

- Schooltool login
- Schoology
- District Email
- Office 365 Email
- Office 365 Portal

**Quick Links to Faculty Resources**

- MyLearningPlan
- Keyfob Request
- BARS on the web
- Carnegie Mellon University - Eberly Center
- Curricuplan

Edit Page

2. My Learning Plan is on the right under Quick Links to Faculty Resources.

**The Faculty Page is intended for use by employees of the Eastport-South Manor CSD**



---

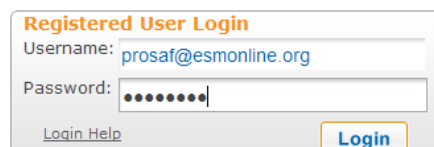
**Quick Links to Faculty Tools**

- Schooltool login
- Schoology
- District Email

**Quick Links to Faculty Resources**

- MyLearningPlan
- Keyfob Request
- BARS on the web

3. Enter the username and password that was emailed to you.
  - a. Username default is your esm email address
  - b. Password default is changeme



**Registered User Login**

Username:

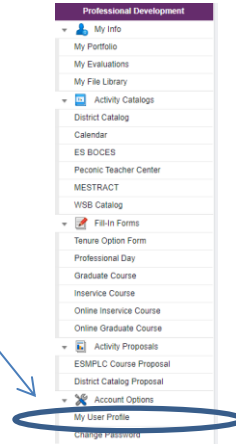
Password:

[Login Help](#)

# Professional Growth

Formerly MLP PDMS and MLP OASYS

4. Once Logged in look over My User Profile. Make sure Building, Department And Grade are correct. After you have Selected the appropriate information click **Save**.



5. After the user profile is verified, click Help from the top right corner



6. In MyLearningPlan Help
  - a. Click the arrow next to PLMS – Teacher / User
  - b. Click Getting Started
  - c. Click Getting Started for Teacher/Users

